

Friends of the Arts

Your advisor: Andrew Larkin
 Account Number: 578352

Period: 1 April 2022 to 30 April 2022
 Closing Portfolio Valuation: \$1,287,765.01

Portfolio Values

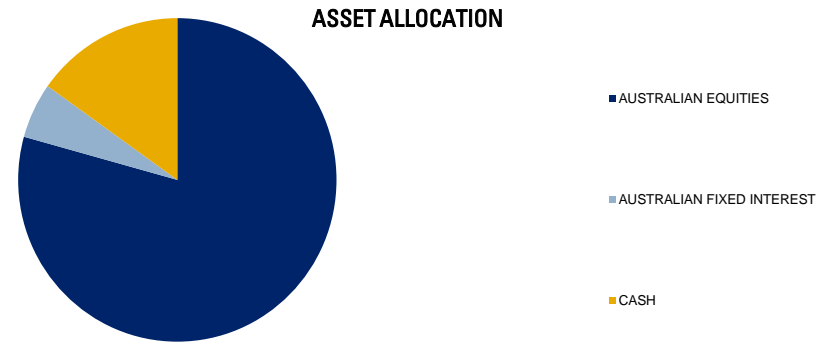
Valuation Summary for Period

Friends of the Arts	
Value at 1 April 2022	\$1,291,245.27
Value at 30 April 2022	\$1,287,765.01

Income Summary

Forecast Annual Income (3.32% Net Yield)	\$42,728.00
Income received during the period	\$2,120.39
Imputation credits received during the period	\$727.51

Portfolio Asset Allocation



	PORTFOLIO VALUE \$	% OF PORTFOLIO
Australian Equities	1,021,179.35	79.30
Australian Fixed Interest	71,422.00	5.55
Cash	195,163.66	15.16
Total	1,287,765.01	100.00

Portfolio Assets at 30 April 2022

SECURITY NAME	SECURITY CODE	QUANTITY	AVG UNIT COST	TOTAL COST BASE \$	MARKET PRICE \$	MARKET VALUE \$	GAIN/LOSS \$	~FORECAST ANNUAL INCOME \$
AUSTRALIAN EQUITIES								
Listed								
ANZ Banking Group Limited FPO	ANZ	2,040	24.65	50,282.15	27.3000	55,692.00	5,409.85	2,741
BHP Group Limited FPO	BHP	2,415	36.09	87,167.60	48.0100	115,944.15	28,776.55	9,572
Commonwealth Bank of Australia Limited FPO	CBA	3,475	69.88	242,833.00	103.8800	360,983.00	118,150.00	12,382
CSL Limited FPO	CSL	140	264.79	37,070.01	273.3000	38,262.00	1,191.99	426
Endeavour Group Limited FPO	EDV	7,780	5.82	45,251.76	7.8000	60,684.00	15,432.24	1,520
National Australia Bank Ltd FPO	NAB	3,000	22.38	67,136.94	32.6300	97,890.00	30,753.06	4,286
Sonic Healthcare Limited FPO	SHL	900	39.37	35,428.80	36.7300	33,057.00	(2,371.80)	936
Suncorp Group Limited FPO	SUN	971	8.85	8,593.35	11.4600	11,127.66	2,534.31	532
Wesfarmers Limited FPO	WES	1,000	54.01	54,006.35	49.4100	49,410.00	(4,596.35)	1,619
Westpac Banking Corporation FPO	WBC	2,202	18.57	40,892.19	23.8700	52,561.74	11,669.55	2,417
Woolworths Group Limited FPO	WOW	3,780	31.66	119,689.50	38.5100	145,567.80	25,878.30	3,372
TOTAL AUSTRALIAN EQUITIES				788,351.65		1,021,179.35	232,827.70	39,803
AUSTRALIAN FIXED INTEREST								
Capital Notes and Preference Shares								
ANZ Banking Group Limited Capital Notes 6	ANZPI	100	100.00	10,000.00	102.8200	10,282.00	282.00	356
Commonwealth Bank of Australia PERLS XIV	CBAPK	500	100.00	50,000.00	101.3300	50,665.00	665.00	1,696
Westpac Banking Corporation Capital Notes 7	WBCPJ	100	100.00	10,000.00	104.7500	10,475.00	475.00	385
TOTAL AUSTRALIAN FIXED INTEREST				70,000.00		71,422.00	1,422.00	2,437
CASH								
ANZ Cash Management A/C		-	-	195,163.66	-	195,163.66	-	488

Portfolio Assets at 30 April 2022

SECURITY NAME	SECURITY CODE	QUANTITY	AVG UNIT COST	TOTAL COST BASE \$	MARKET PRICE \$	MARKET VALUE \$	GAIN/LOSS \$	~FORECAST ANNUAL INCOME \$
TOTAL CASH				195,163.66		195,163.66	-	488
TOTAL PORTFOLIO VALUE				1,053,515.31		1,287,765.01	234,249.70	42,728

Fixed Interest Investments - for more information relating to your fixed interest investments please refer to the "Additional Information" provided in this report or the "Fixed Interest" section on our website or contact your adviser.

~ Forecast Income has been rounded to the nearest dollar.

Portfolio Transactions

CASH ACCOUNT TRANSACTION ACTIVITY

DATE	DESCRIPTION	DEBIT \$	CREDIT \$	BALANCE \$
01/04/2022	Opening Balance			193,043.27
01/04/2022	Interest Earned - ANZ CMA		223.65	193,266.92
01/04/2022	Suncorp Group Limited FPO - Dividend/Distribution Payment		223.33	193,490.25
06/04/2022	CSL Limited FPO - Dividend/Distribution Payment		199.21	193,689.46
13/04/2022	Woolworths Group Limited FPO - Dividend/Distribution Payment		1,474.20	195,163.66
CLOSING BALANCE		0.00	2,120.39	195,163.66

Additional Information provided for your Fixed Interest and Cash Investments

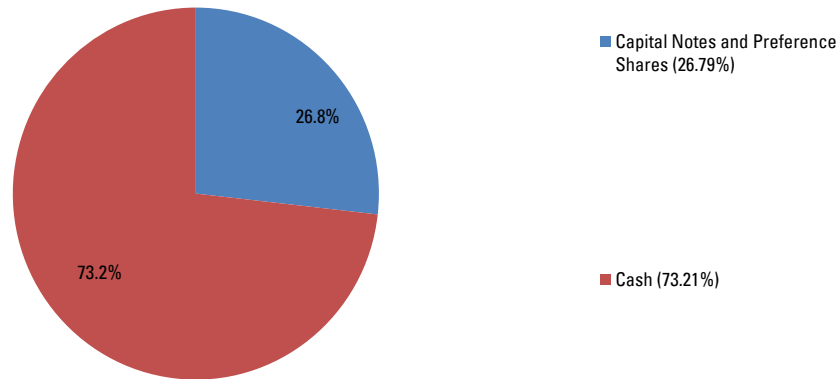
SECURITY NAME	Quantity	Purchase Value \$	Market Value \$	Call / Maturity Date	Gross Running Yield	Gross Yield to Call	Term to Call (Years)	Gross Distribution Details	Franking	Annual Income \$ (Cash)
AUSTRALIAN FIXED INTEREST										
Capital Notes and Preference Shares										
ANZ Banking Group Limited Capital Notes 6	100	10,000	10,282	30/09/2030	4.96%	6.03%	8.42	90 Day BBSW + 3.00%	100%	356
Commonwealth Bank of Australia PERLS XIV	500	50,000	50,665	17/06/2032	4.79%	6.18%	10.14	90 Day BBSW + 2.75%	100%	1,696
Westpac Banking Corporation Capital Notes 7	100	10,000	10,475	22/03/2027	5.25%	5.80%	4.90	90 Day BBSW + 3.40%	100%	385
TOTAL AUSTRALIAN FIXED INTEREST		70,000	71,422				^9.12			2,437
CASH										
ANZ Cash Management A/C	N/A	195,164	195,164	N/A	0.25%	0.25%	Perpetual	N/A	N/A	488
TOTAL CASH		195,164	195,164							488
GRAND TOTAL		265,164	266,586							2,925

^ This figure represents the Weighted average years to maturity for your fixed interest investments (this only incorporates investments that have a Call/Maturity Date).

Additional Information provided for your Fixed Interest and Cash Investments

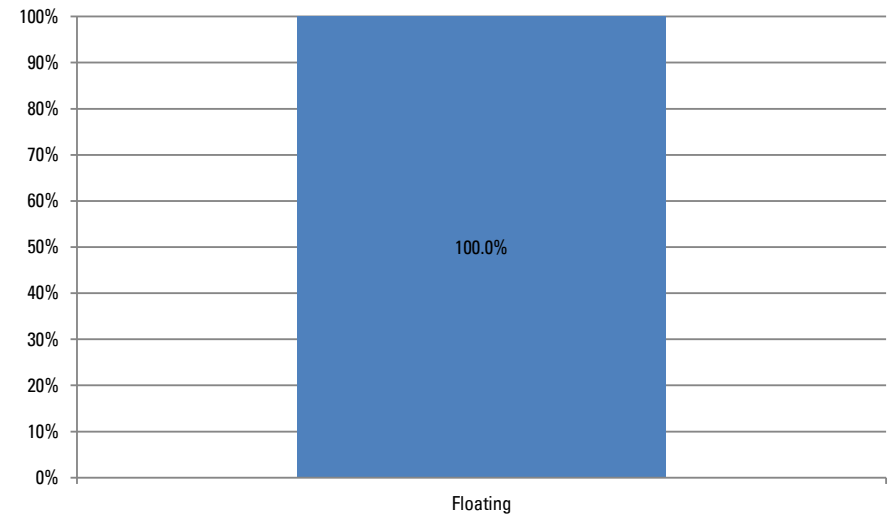
"Sector" Exposure across your Fixed Interest and Cash Investments

The market value of each sector as a % of the total value of your Fixed Interest and Cash Investments



"Interest Rate" Exposure (excluding Cash)

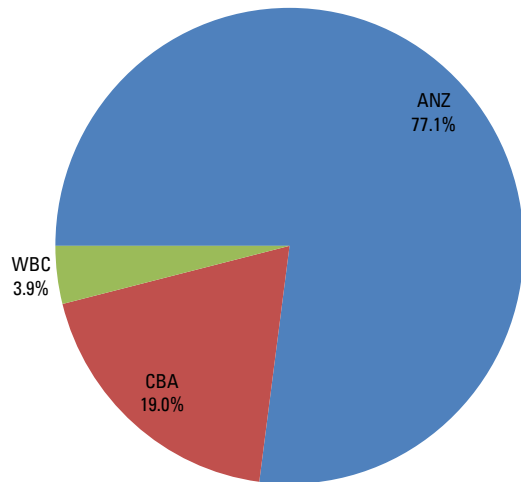
This incorporates all Fixed Interest Investments that currently make Interest or Distribution payments (based on each investment's market value)



Additional Information provided for your Fixed Interest and Cash Investments

"Issuer" Exposure across your Fixed Interest and Cash Investments

The market value of your Fixed Interest and Cash investments per issuer as a % of the total market value of all Fixed Interest and Cash Investments

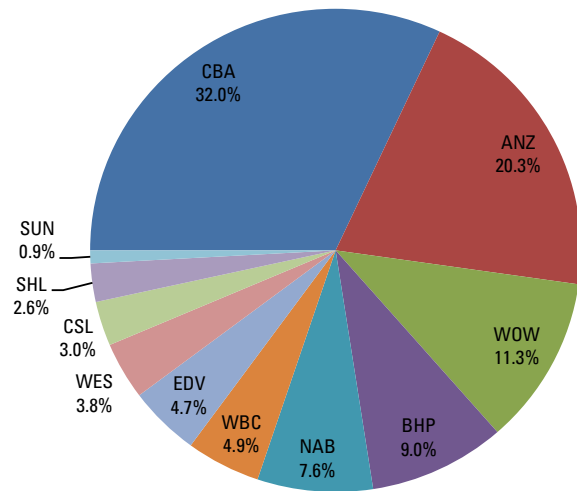


Issuer	%
■ ANZ	77.1%
■ CBA	19.0%
■ WBC	3.9%

Additional Information provided for your Fixed Interest and Cash Investments

"Issuer" Exposure across all your Investments

The market value of your investments per issuer as a % of the total market value of your portfolio



Issuer	%
CBA	32.0%
ANZ	20.3%
WOW	11.3%
BHP	9.0%
NAB	7.6%
WBC	4.9%
EDV	4.7%
WES	3.8%
CSL	3.0%
SHL	2.6%
SUN	0.9%

E&OE